

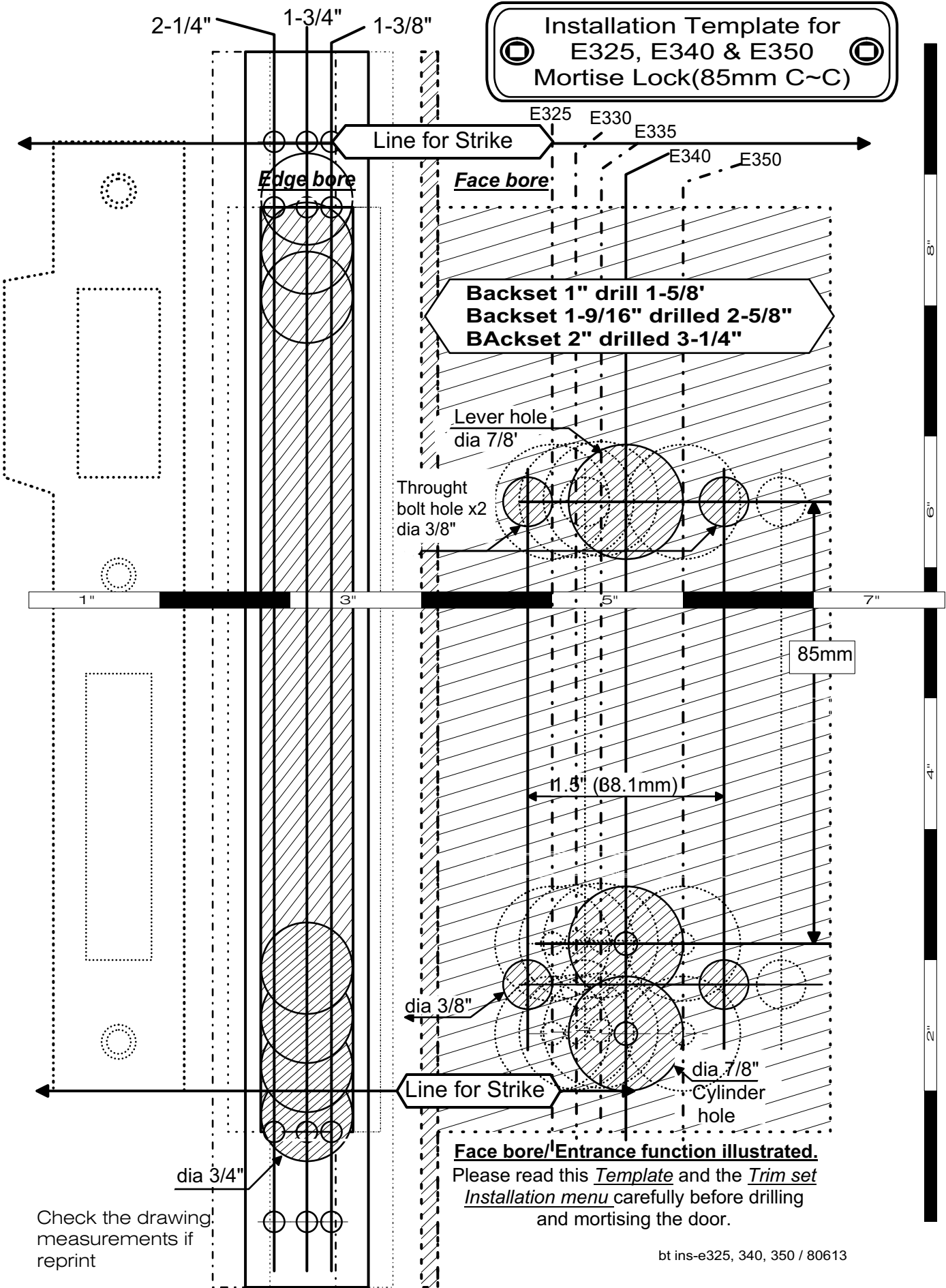


Installation Template for
 **E325, E340 & E350** 
Mortise Lock(85mm C~C)



Backset 1" drill 1-5/8"
Backset 1-9/16" drilled 2-5/8"
Backset 2" drilled 3-1/4"

Lever hole
 dia 7/8"

Through
 bolt hole x2
 dia 3/8"

85mm

11.3" (88.1mm)

dia 3/8"

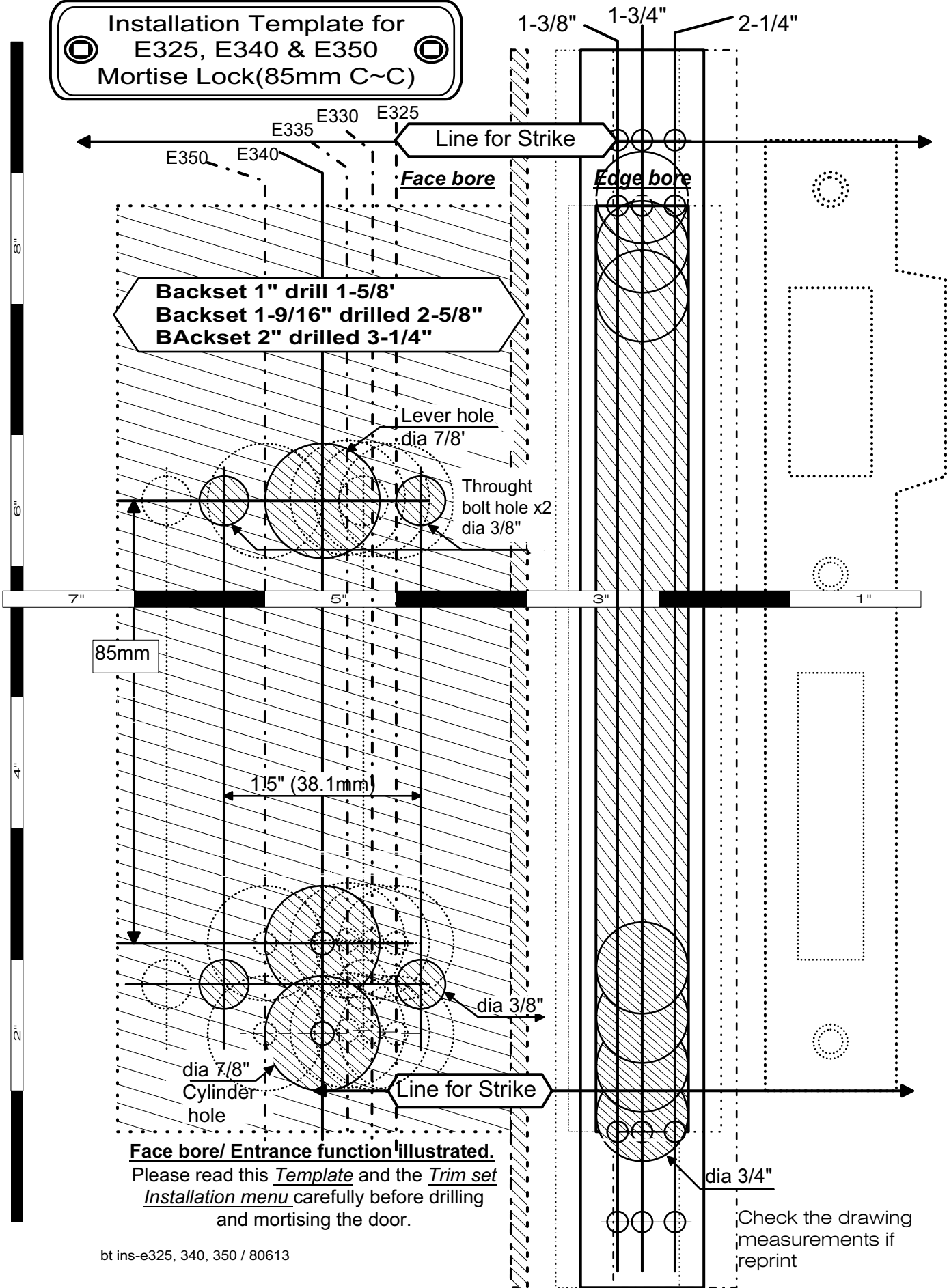
Line for Strike

dia 7/8"
 Cylinder
 hole

Face bore/Entrance function illustrated.
 Please read this Template and the Trim set
Installation menu carefully before drilling
 and mortising the door.

Check the drawing
 measurements if
 reprint

**Installation Template for
E325, E340 & E350
Mortise Lock(85mm C~C)**



**Backset 1" drill 1-5/8"
Backset 1-9/16" drilled 2-5/8"
BACKset 2" drilled 3-1/4"**

Lever hole
dia 7/8"
Through
bolt hole x2
dia 3/8"

85mm

15" (38.1mm)

dia 3/8"
dia 7/8"
Cylinder
hole

Face bore/ Entrance function illustrated.
Please read this *Template* and the *Trim set
Installation menu* carefully before drilling
and mortising the door.

Check the drawing
measurements if
reprint